



## WCC-1401 CHUNKLET ICE MAKER



AIR COOLED UNIT PICTURED.  
ICE DRINK UNIT SOLD SEPARATELY.

### FEATURES & BENEFITS:

Makes high quality, dry chunklet ice:

- Chewable ice that melts slower and can be reliably dispensed

Large production capacity:

- Ideal for use in demanding, high volume applications

Volume production 24 hour:

- Air 1290 lbs 70/50° F
- Remote 1100 lbs 70/50° F

Dual drop system:

- Evenly fills bin or hopper providing reliable dispensing
- No costly deflectors or kits needed

30" wide cabinet design (air version):

- Easily adapts to beverage dispensers

Slip in graphics capability:

- Superior customer attraction promotes fountain sales

High grade stainless steel construction:

- Durable, corrosion free
- High quality foodservice look

Uses 100% of incoming water in ice making process:

- Lower operating cost

Remote condenser model removes heat from building:

- Saves money on utility costs

No harvest cycle:

- Less noise than cuber

Front panel control box access:

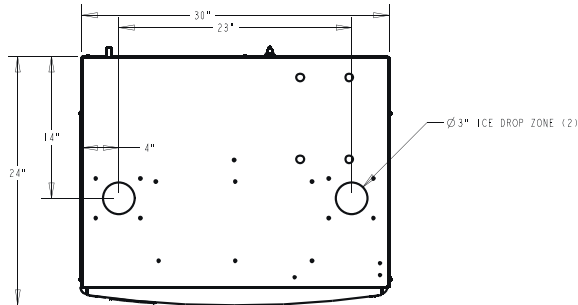
- Ease of service

WCC-1401A (AIR COOLED)			
Capacity Lb./24 hr.	Water Temp. Deg. F		
Air Temp. Deg. F	50	70	80
70	1290	1130	1090
80	1230	1100	1060
90	1170	1040	1020

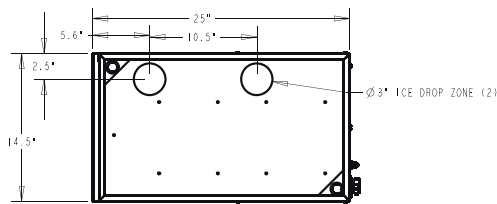
WCC-1401R* (REMOTE COOLED)			
Capacity Lb./24 hr.	Water Temp. Deg. F		
Air Temp. Deg. F	50	70	80
70	1100	1000	950
80	1075	975	925
90	1050	950	850

\*55 ft. line set

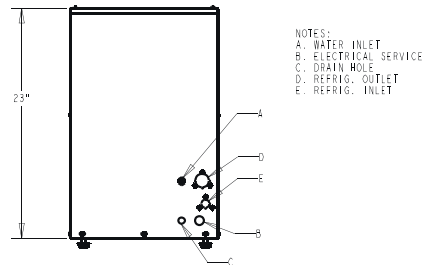
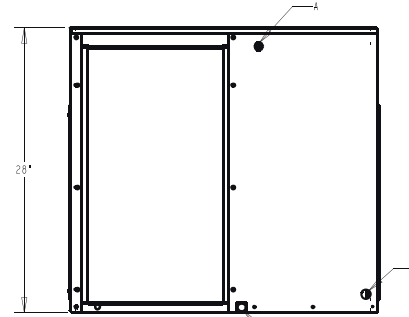
WCC-1401A



WCC-1400R



Bottom Views





Back Views

NOTES:  
A. WATER INLET  
B. ELECTRICAL SERVICE  
C. DRAIN HOLE  
D. REFRIG. OUTLET  
E. REFRIG. INLET

PART NUMBER	MODEL NUMBER	DESCRIPTION	BTUH	SHIPPING WEIGHT	VOLTAGE RANGE
632000003	WCC-1401A	1401 Series Modular Chunklet, Air Cooled	18000	320 lb	208-230/60/1
632000001	WCC-1400R	1400 Series Modular Chunklet, Remote Cooled	n/a	148 lb	115/60/1
632000002	WCU-1401	Remote Condenser for WCC-1401R	18000	168 lb	208-230/60/1

### TECHNICAL SPECIFICATIONS:

DESCRIPTION .....	Continuous compressed ice maker	WARRANTY .....	2 years parts and labor 5 years compressor
ICE SIZE .....	1/2" x 1/2" Chunklet	DIMENSIONS .....	WCC-1401A: 30"W x 24"D x 28"H WCC-1400R: 14.5"W x 25"D x 23"H WCU-1401: 30"W x 25"D x 26.5"H
COMPRESSOR .....	1.5 HP	UNIT CONNECTIONS .....	Water Inlet: 1/4" SAE male flare Drain: 3/8" ID flexible tube Power Access: 7/8" dia. knockout
REFRIGERANT .....	CFC-Free, R-404A		
VOLTAGE .....	115V / 60Hz 220-230V / 60Hz	AGENCY LISTINGS .....	 
MINIMUM CIRCUIT .....	20 Amps		
POWER CONSUMPTION .....	Air: 4.3 kWh / 100 lb Remote: 4.0 kWh / 100 lb		
CONSTRUCTION .....	Cabinet: Stainless Steel Remote Condenser: Galvanized		

